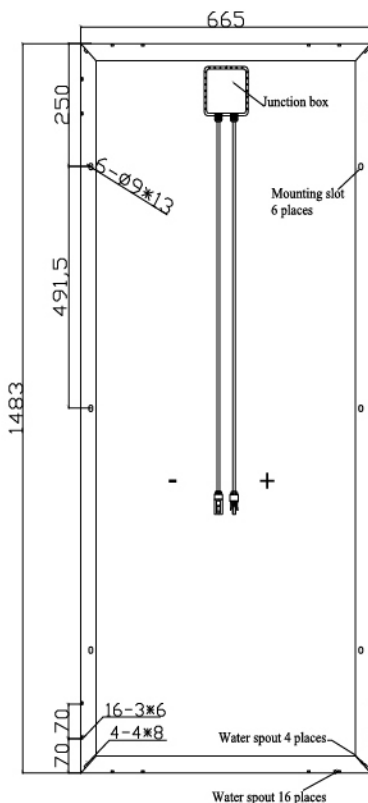



155 W Maximum Power

High Efficiency Poly-crystalline
Solar Module



BENEFITS

- High and stable conversion efficiency based on over 10 years professional experience
- High reliability with guaranteed 0 - +3% output power tolerance
- Proven materials, tempered front glass, and a sturdy anodized aluminum frame allow modules to operate reliably in multiple mounting configuration
- Combination of high efficiency and attractive appearance

QUALITY AND SAFETY

- 25-year output power warranty
- ISO9001: 2008, ISO14001, ISO18001 certified factory
- IEC 61215, Safety tested IEC 61730, CE
- Product Liability Insurance guarantee end users' benefit
- Hail impact: 277 g steel ball falling from 1 m height, 60 m/s wind speed increased snow load according to IEC 61215: up to 5400 N/m² wind load and suction according to IEC 61215: up to 2400 N/m²

TEMPERATURE COEFFICIENTS

Temperature coefficients		at 1000 W/m ² , 25 °C, air mass: 1.5
Voltage coefficient (V_{oc})	β	- 0.32 %/K
Current coefficient (I_{sc})	α	+ 0.05 %/K
Power coefficient (P_{mpp})	γ	- 0.43 %/K
Minimum power tolerance		0 - + 3 %



SunLink PV Technology Co., Ltd.
Nanyuan Road, Zhangjiagang Economic Development Zone,
Jiangsu Province, 215600, China.
Tel: +86-512-58166568 58166566
Fax: +86-512-58166560
www.sunlink-pv.com

155 W Maximum Power



TECHNICAL DATA

Solar cell	36 poly-crystalline 156 × 156 mm
Front glass	3.2 mm tempered glass
Junction box	IP65 rated
Bypass-diodes	2 pieces
Output cables	900 mm length cable, compatibility connectors
Frame	anodized aluminium
Weight	12 kg
Dimensions	1483 × 665 × 35 mm

ELECTRICAL DATA

Module Type	SL110-12P155	SL110-12P150	SL110-12P145	SL110-12P140	SL110-12P130
Nominal peak power (P_{max})	155W	150W	145W	140W	130W
Nominal voltage (V_{mpp})	17.2V	17.2V	17.2V	17.2V	17.2V
Nominal current (I_{mpp})	9.01A	8.72A	8.43A	8.14A	7.56A
Open circuit voltage (V_{oc})	21.6V	21.6V	21.6V	21.6V	21.6V
Short circuit current (I_{sc})	9.56A	9.25A	8.94A	8.64A	8.02A
Module efficiency	15.7%	15.1%	14.6%	14.1%	13.6%
Operating Temperature	-40~+85°C	-40~+85°C	-40~+85°C	-40~+85°C	-40~+85°C
Maximum System Voltage	1000 V DC	1000 V DC	1000 V DC	1000 V DC	1000 V DC

STC: Irradiation: 1000 W/m², module temperature: 25 °C, air mass: 1.5 (EN 60904-3)

Maximum power (P_{max})	112W	108W	105W	101W	97W
Nominal voltage (V_{mpp})	16.5V	16.5V	16.5V	16.5V	16.5V
Nominal current (I_{mpp})	6.79A	6.56A	6.34A	6.12A	5.91A
Open circuit voltage (V_{oc})	19.9V	19.9V	19.9V	19.9V	19.9V
Short circuit current (I_{sc})	7.12A	6.89A	6.66A	6.43A	6.10A

NOCT: Irradiation: 800 W/m², module temperature: 45 °C, air mass: 1.5

Performance under weak light conditions (200 W/m²) EN60904-1, 95.3 % or higher of the STC efficiency (1000 W/m²) is achieved

PACKING CONFIGURATION

Container	20'GP	40'GP
Pieces per pallet	30	30
Pallets per container	14	30
Pieces per container	420	900

WARRANTY AND CERTIFICATIONS

Warranty	12 years workmanship 12 years 90 % of the nominal power warranty 25 years 80 % of the nominal power warranty
----------	--

Certifications IEC 61215, Safety tested IEC 61730 part 2, CE

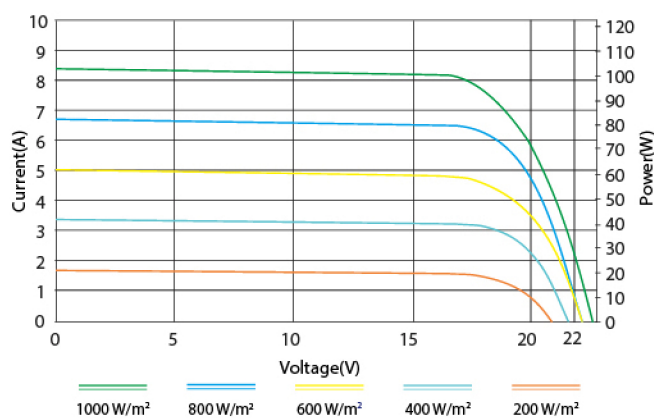
CAUTION: Read Safety And Installation.Instructions Before Using The Product.

© January 2014 SunLink PV Technology Co., Ltd. All rights reserved.

Specifications included in this datasheet are subject to change without notice.

♻️ Printed on recycled paper.

Current-Voltage & Power-Voltage Curve (SL110-12P145)



SunLink PV APPOINTED DEALER