



RA12-150DG (12V150Ah)

RA12-150DG is GEL deep cycle battery, with 12 years floating design life, superiorly designed for frequent cyclic discharge applications under extreme temperature. By using strong grid to insure reliable performance under frequent cyclic discharge use. 400 cycles could be available at 100% DOD. Offering extra-durable cyclic performance, high efficiency of recovery, that is more suitable for solar, mobility, E-toll, marine, deep discharge UPS etc..



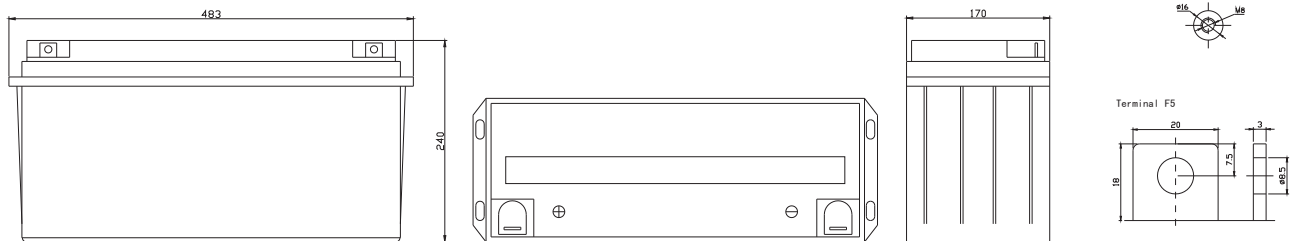
Specification

Cells Per Unit	6
Voltage Per Unit	12
Capacity	150Ah@20hr-rate to 1.75V per cell @25°C
Weight	Approx. 44.5 Kg
Max. Discharge Current	1500 A (5 sec)
Internal Resistance	Approx. 6 mΩ
Operating Temperature Range	Discharge: -40°C~60°C Charge: -20°C~50°C Storage: -40°C~60°C
Normal Operating Temperature Range	25°C±5°C
Float charging Voltage	13.6 to 13.8 VDC/unit Average at 25°C
Recommended Maximum Charging Current Limit	30A
Equalization and Cycle Service	14.2 to 14.4VDC/unit Average at 25°C
Self Discharge	RITAR batteries can be stored for more than 6 months at 25°C. Self-discharge ratio less than 3% per month at 25°C. Please charge batteries before using.
Terminal	Terminal F5/F12
Container Material	A.B.S. (UL94-HB), Flammability resistance of UL94-V1 can be available upon request.



Dimensions

Unit: mm Dimension: 483(L)×170(W)×240(H)



Constant Current Discharge Characteristics: A (25°C)

F.V/Time	5MIN	10MIN	15MIN	30MIN	1HR	2HR	3HR	4HR	5HR	8HR	10HR	20HR
9.60V	473.07	338.99	246.65	154.84	87.516	49.961	35.141	29.082	24.491	16.904	14.292	7.5585
10.0V	460.42	322.55	241.60	152.28	87.112	49.585	35.006	28.948	24.347	16.766	14.155	7.4211
10.2V	433.86	311.16	237.80	150.93	86.304	49.210	34.737	28.813	24.203	16.629	14.018	7.2836
10.5V	389.59	287.13	226.42	147.16	85.496	48.834	34.602	28.544	23.915	16.491	13.880	7.1462
10.8V	351.64	261.83	208.71	140.70	83.477	47.957	33.660	27.870	23.483	16.216	13.743	7.0088
11.1V	306.10	234.01	187.20	131.81	79.303	45.829	32.179	26.524	22.474	15.529	13.330	6.5965

Constant Power Discharge Characteristics: W (25°C)

F.V/Time	5MIN	10MIN	15MIN	30MIN	1HR	2HR	3HR	4HR	5HR	8HR	10HR	20HR
9.6V	4505.6	3294.7	2425.8	1747.4	1000.9	574.74	405.54	336.06	283.52	196.15	160.71	84.888
10.0V	4413.5	3146.9	2375.4	1725.5	996.07	572.48	404.73	335.25	281.79	195.32	159.06	84.064
10.2V	4166.3	3042.0	2343.2	1705.4	988.80	567.22	402.30	333.64	280.93	193.68	158.24	83.240
10.5V	3751.6	2810.9	2234.3	1666.6	979.10	561.97	399.88	331.21	278.33	192.03	156.59	82.415
10.8V	3374.7	2552.2	2052.9	1590.6	954.87	553.70	390.19	322.33	274.01	187.91	154.94	81.591
11.1V	2913.0	2266.6	1833.2	1490.5	904.78	528.16	370.80	306.98	260.18	181.31	150.00	78.295

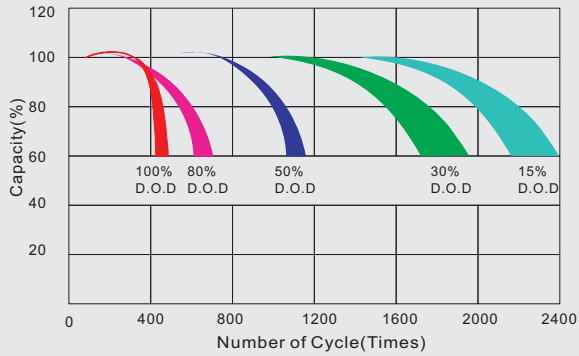
All mentioned values are average values.

RA12-150DG

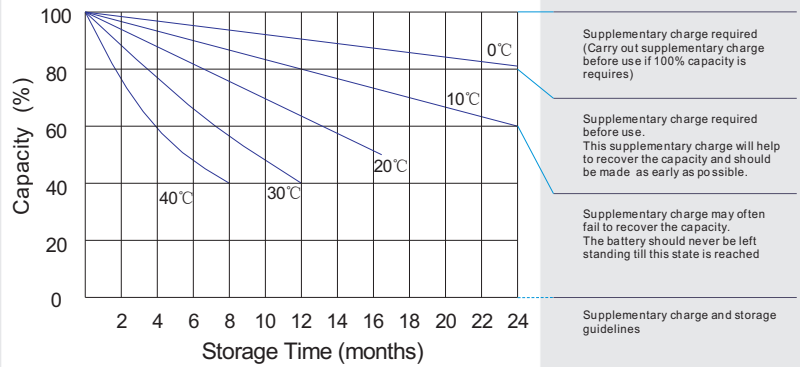
12V150Ah



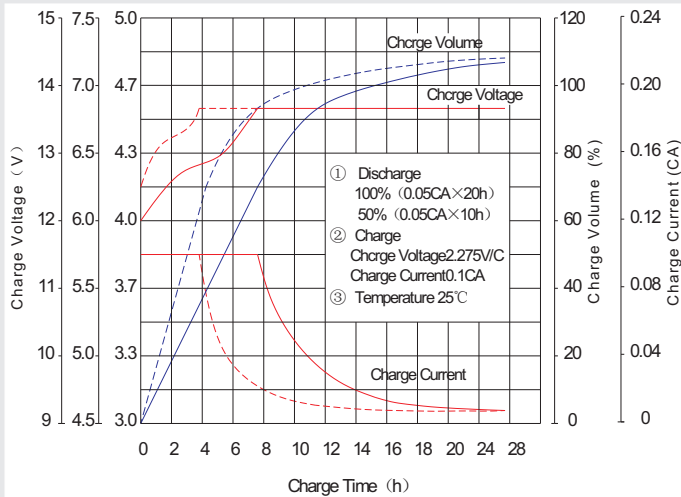
Life characteristics of cyclic use



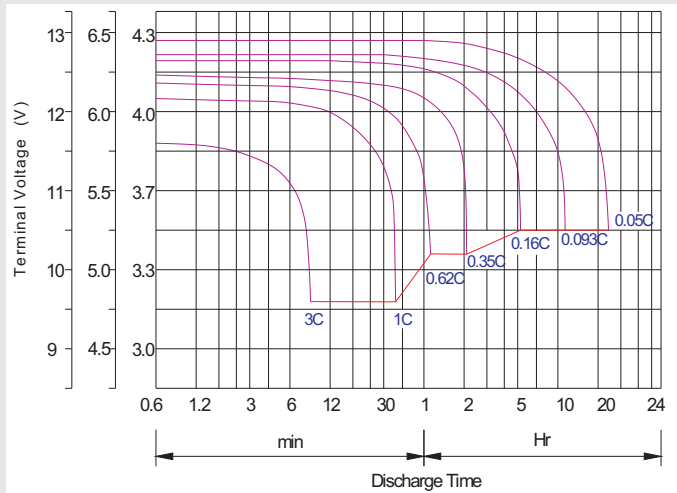
Storage characteristic



Charge characteristic Curve for standby use



Discharge characteristic Curve



Capacity Factors With Different Temperature

Battery Type		-20°C	-10°C	0°C	5°C	10°C	20°C	25°C	30°C	40°C	45°C
GEL Battery	6V&12V	50%	70%	83%	85%	90%	98%	100%	102%	104%	105%
	2V	60%	75%	85%	88%	92%	99%	100%	103%	105%	106%
AGM Battery	6V&12V	46%	66%	76%	83%	90%	98%	100%	103%	107%	109%
	2V	55%	70%	80%	85%	92%	99%	100%	104%	108%	110%

Discharge Current VS. Discharge Voltage

Final Discharge Voltage V/cell	1.75V	1.70V	1.60V
Discharge Current (A)	(A) ≤ 0.2C	0.2C < (A) < 1.0C	(A) ≥ 1.0C

Maintenance & Cautions

Cycle service
※ Avoid battery over discharge, especially battery series connection use.
※ Charged with recommend voltage, ensure battery can be full recharged.
In general, recharge capacity should be 1.1-1.15 times discharge capacity.
※ Effect of temperature on cycle charge voltage: -4mV/°C/Cell.
※ There are a number of factors that will affect the length of cyclic service.
The most significant are depth of discharge, ambient temperature, discharge rate, and the manner in which the battery is recharged.
Generally speaking, the most important factors is depth of discharge.

Charge the batteries at least once every six months, if they are stored at 25°C.

Charging Method:

Constant Voltage	-0.2Cx2h+2.4~2.45V/Cellx24h, Max. Current 0.3CA
Constant Current	-0.2Cx2h+0.1CAx12h
Fast	-0.2Cx2h+0.3CAx4.0h