

This document lists clamping systems approved for use with unframed SL2 modules of generation G1.4 or higher. Figure 1 defines different mounting variants. On the following page, the compatibility and approved loads of different clamps for the respective mounting situation are specified. The release of this document is dependent on the assurance of proper installation based on the requirements of the respective clamping system and substructure manufacturers' guidelines.

NOMENCLATURE OF MONTAGE VARIANTS

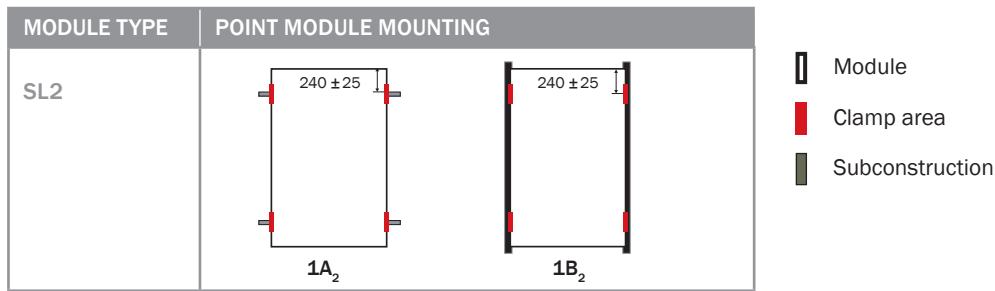
- 1 Point module mounting
- 2 2 clamps
- A Clamping on long side, perpendicular to profile
- B Clamping on long side, longitudinal to profile

Example 1B₂: Point module mounting; clamping on long side, longitudinal to profile; 2 clamps per side required

REMARK ON POINT MODULE MOUNTING

With point module mounting, the module may bend up to 15 mm under a load of 2400 Pa. The modules must not touch the metal substructure at any time. When using montage variant 1B₂ the clamps must touch the substructure with its entire surface. If necessary, apply a sufficiently large bottom plate. Plate and clamps must not cover the active area of the module.



FIGURE 1: Approved clamping areas and mounting variants for the solar modules (top view). Dimensions in mm. The measures refer to the distance between the module edge and the centre of the clamp.
BEWARE! The mounting variants also apply for landscape installations.



SCHLETTER ECO 6 (120 mm BLACK)			
Supplier: Schletter	Article number: 133460-968 133360-968		
MODULE	CLAMPING SYSTEM	LOAD	COMMENTS
SL2	1B ₂	2400 Pa	The clamp may not overlap the surface of the subconstruction. Otherwise a bottom plate is required.

SCHLETTER ECO 6 (120 mm)			
Supplier: Schletter	Article number: 133460-168 133360-168		
MODULE	CLAMPING SYSTEM	LOAD	COMMENTS
SL2	1B ₂	2400 Pa	The clamp may not overlap the surface of the subconstruction. Otherwise a bottom plate is required.

ALUMERO (120 mm)			
Supplier: Alumero	Article number: 15465 15466		
MODULE	CLAMPING SYSTEM	LOAD	COMMENTS
SL2	1B ₂	2400 Pa	A minimum bar width of 40 mm is required for the subconstruction!

HATICON AK (120 mm)			
Supplier: Haticon	Article number: LEK L=0120 LMK L=120		
MODULE	CLAMPING SYSTEM	LOAD	COMMENTS
SL2	1B ₂	2400 Pa	A minimum bar width of 40 mm is required for the subconstruction!

ALUMATI (120 mm)			
Supplier: Alumati	Article number: LEA 02633 LEA 02634		
MODULE	CLAMPING SYSTEM	LOAD	COMMENTS
SL2	1A ₂ , 1B ₂	2400 Pa	A minimum bar width of 40 mm is required for the subconstruction!

K2 CLICK (100 mm)			
Supplier: K2	Article number: 1000667 1000668		
MODULE	CLAMPING SYSTEM	LOAD	COMMENTS
SL2	1A ₂	2400 Pa	A minimum bar width of 40 mm is required for the subconstruction!